



# Activating Association Codes on Springer Link

## Introduction

Welcome. If you are reading this then you have likely received an association code from your society, organisation or institution and are wondering how to use it.

If you are new to Springer Link, then please start at the beginning with registering a new account. If you already have a Springer Link account that you are using, then please jump ahead to slide 9: for instructions to activate Your Association Code.

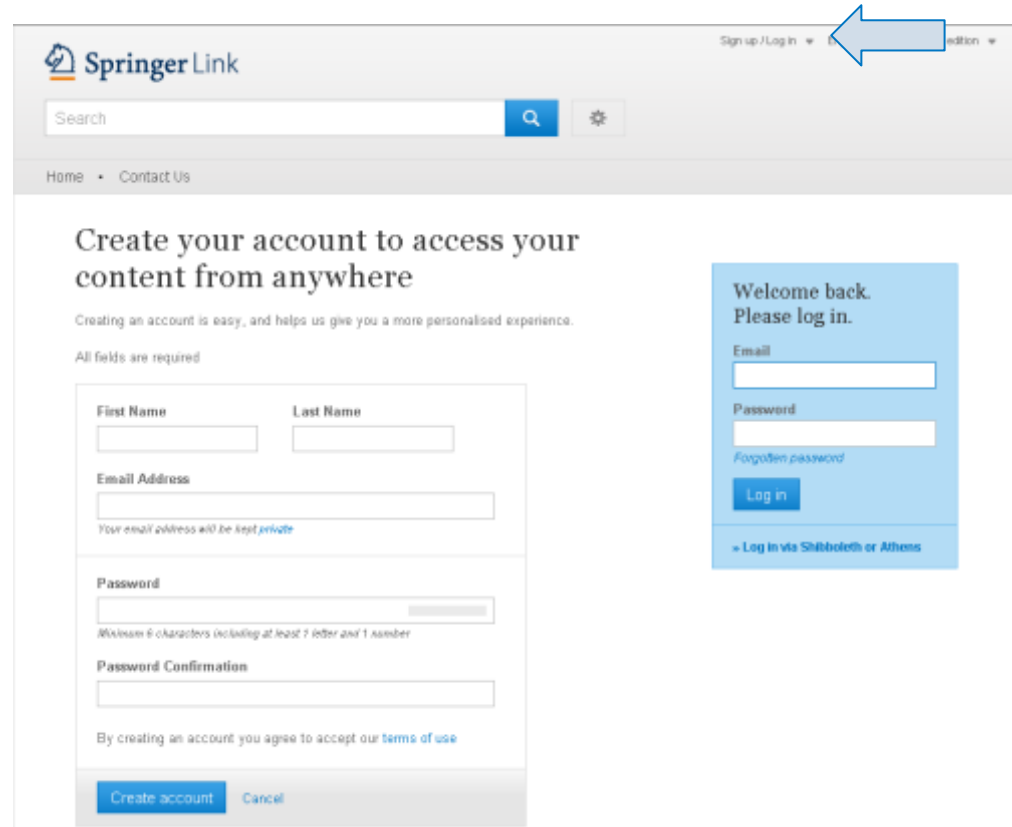
### Contents:

- [Registering a New Account](#) Slide 3.
- [Resetting Your Password \(for a previously registered account\)](#) Slide 6.
- [Activating Your Association Code](#) Slide 9.
- [Accessing Journal Content](#) Slide 11.


**If you need help at any time please contact us at [onlineservice@springer.com](mailto:onlineservice@springer.com)**

## Registering a New Account

- Please go to <http://link.springer.com/>
- To register a new account on Springer Link please click on “Sign up / Log in”
- You will find this on the top-right-hand side of any Springer Link page.
- This is also where you go whenever you want to log in.



Springer Link

Sign up / Log in  edition

Search

Home • Contact Us

### Create your account to access your content from anywhere

Creating an account is easy, and helps us give you a more personalised experience.

All fields are required

First Name  Last Name

Email Address

Your email address will be kept private

Password

Minimum 6 characters (including at least 7 letter and 1 number)

Password Confirmation

By creating an account you agree to accept our [terms of use](#)

Welcome back.  
Please log in.

Email

Password

[Forgotten password](#)

[» Log in via Shibboleth or Athens](#)

## Registering a New Account

Please fill in all fields as required

- First Name
- Last Name
- Email Address
- Password
- Password Confirmation

Please be informed that you will need to accept our terms of use.

-> to read our terms of use click on “**terms of use**” to be automatically re-directed to the following link

<http://link.springer.com/termsfuse>

## Create your account to access your content from anywhere

Creating an account is easy, and helps us give you a more personalised experience.

All fields are required

**First Name**  ✓

**Last Name**  ✓

**Email Address**  ✓  
Your email address will be kept *private*

**Password**  ✓  
Minimum 6 characters including at least 1 letter and 1 number

**Password Confirmation**  ✓

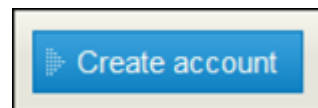
By creating an account you agree to accept our [terms of use](#)

## Registering a New Account

Please note:

- Your username for Springer Link will always be your email-address.
- Your password needs to meet the following requirements: Minimum 6 characters including at least 1 letter and 1 number.

When you have finished entering all your details please click on



Your account has now been successfully created.

Please click "Continue."

After registration is complete, you may proceed to activate your Association Code.

## Resetting Your Password

If you have previously registered an account with Springer link and have forgotten, or do not know, your password this can easily be reset.

An email address can only be registered once; so if you discover when signing up that your email has already been registered, as in the example below, then you can also use the following instructions to recover your account and set a new password.

Email Address

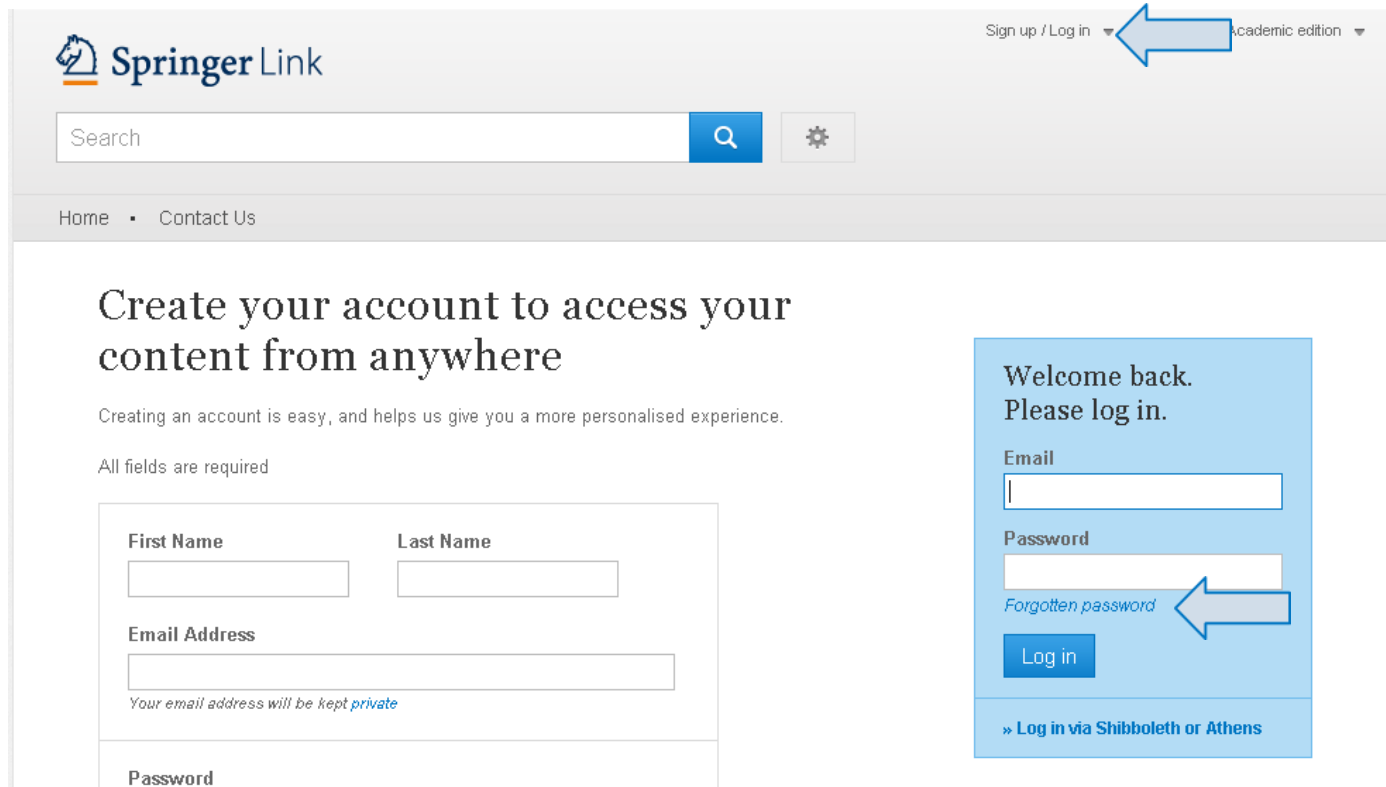
onlineservice@springer.com

*Your email address will be kept private*

✘ An account already exists for this email, please enter a different email address

## Resetting Your Password

- If you have not done so already please click the “Sign up/Log in” link (found in the top-right-hand-side of any Springer Link page).
- Now click on “*Forgotten password*” in the blue log in box.



Springer Link

Sign up / Log in academic edition

Search

Home • Contact Us

### Create your account to access your content from anywhere

Creating an account is easy, and helps us give you a more personalised experience.

All fields are required

**First Name** **Last Name**

**Email Address**

Your email address will be kept private

**Password**

Welcome back.  
Please log in.

**Email**

**Password**

*Forgotten password*

Log in

» Log in via Shibboleth or Athens

## Resetting Your Password

- Please enter your email address, then click on Submit.
- You will receive an email from [onlineservice@springer.com](mailto:onlineservice@springer.com) including a link.
- Please click on the included link; then you will be directed to a secure page where you can enter your new password.
- Enter a new password. (Make sure your password contains 6 characters, alpha-numeric and at least one numeric.)
- You can now log in using your email address and newly created password.

### Reset my password

Please enter the email address you used when registering for the site and we will send you an email which contains instructions for resetting your password.

✓ **Email has been sent.**

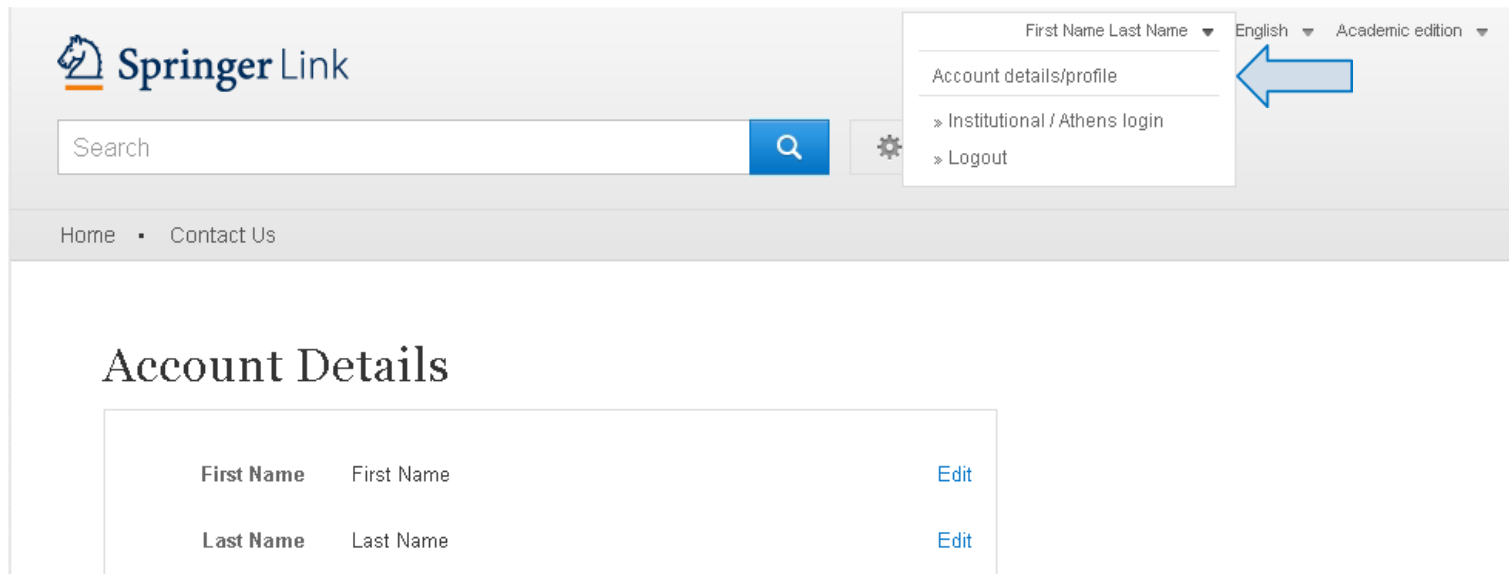
When you receive your login information, follow the directions in the email to reset your password.



## Activating Your Association Code

Once you have a Springer Link account you can activate your Association Code:

- Log in to your Springer Link account. (use the blue log in box).
- You will now see your name displayed on the top-right-hand side of the screen. Click the arrow next to your name.
- Click on “Account details/profile”.



The screenshot displays the Springer Link user interface. At the top left is the Springer Link logo. Below it is a search bar with the text "Search" and a magnifying glass icon. To the right of the search bar is a gear icon for settings. In the top right corner, there is a user profile dropdown menu. The menu is open, showing the user's name "First Name Last Name" with a downward arrow. Below the name are three options: "Account details/profile", "» Institutional / Athens login", and "» Logout". A blue arrow points to the "Account details/profile" option. To the right of the user name are two more dropdown menus: "English" and "Academic edition". Below the navigation bar, there are links for "Home" and "Contact Us". The main content area is titled "Account Details" and contains a table with two rows. The first row has "First Name" in bold, "First Name" in the input field, and "Edit" in blue text. The second row has "Last Name" in bold, "Last Name" in the input field, and "Edit" in blue text.

Account Details		
<b>First Name</b>	First Name	<a href="#">Edit</a>
<b>Last Name</b>	Last Name	<a href="#">Edit</a>

## Activating Your Association Code

Entering your Association Code:

- We recommend **copying and pasting** your code in order to avoid any typing errors.
- Now click “Associate”.
- You should see a message informing you or your new access details.
- You are now an associated member of your society, institution or conference.

**Important: it is now necessary to log out and then log back in for access to be updated.**

### Account Details

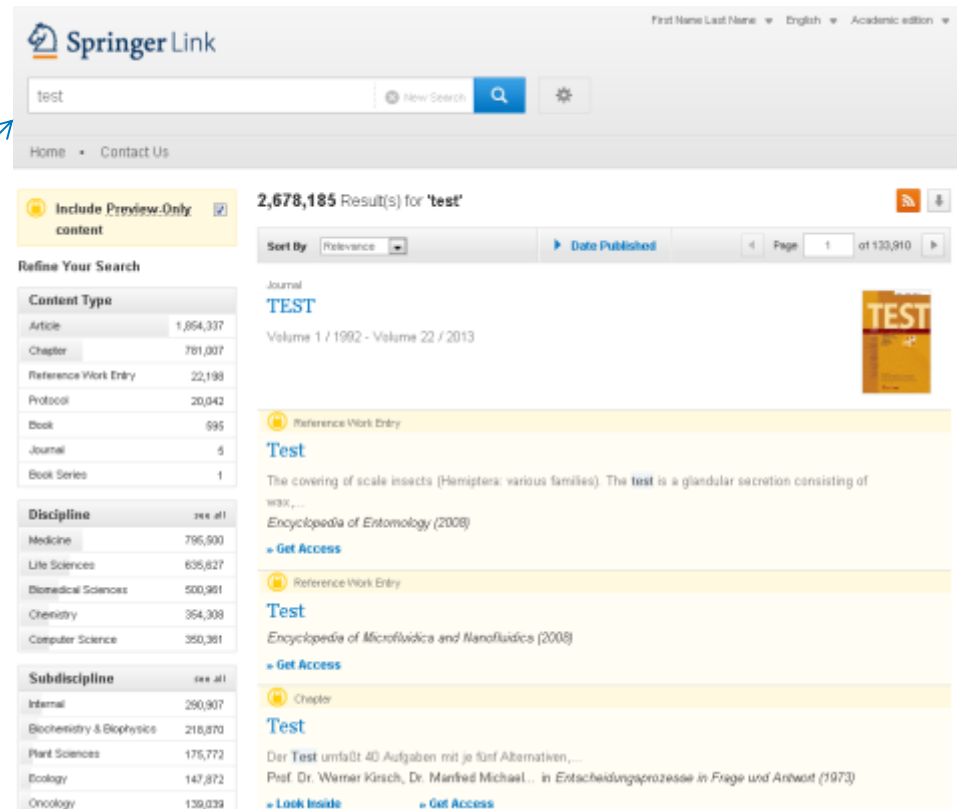
First Name	First Name	<a href="#">Edit</a>
Last Name	Last Name	<a href="#">Edit</a>
Email Address	name.name@testemail.com	<a href="#">Edit</a>
Password	<a href="#">Change password</a>	

### Your Organisations

Association code	<input type="text" value="jOTw9QtBbZgF0bC-Mg3UkkHPkw"/>	<a href="#">Associate</a>
<i>Enter the code provided by your librarian or admin to associate your account with an organisation.</i>		
<i>You are not yet associated with any organisation</i>		

## Accessing Journal Content

- Once you have logged out and back in, you will have access to your publication.
- To locate your journal please search for the journal title in the Springer Link search box.
- Your results may include other titles as well as articles from the journal you are looking for.
- Please locate your journal title in the search results.
- It may sometimes be necessary to scroll through the list to find your journal.



The screenshot shows the Springer Link search interface. At the top, the search box contains the text 'test'. Below the search box, there are navigation links for 'Home' and 'Contact Us'. The search results are displayed as follows:

**2,678,185 Result(s) for 'test'**

Sort By: Relevance | Date Published | Page 1 of 130,910

**Journal**  
**TEST**  
 Volume 1 / 1992 - Volume 22 / 2013

**Reference Work Entry**  
**Test**  
 The covering of scale insects (Hemiptera: various families). The **test** is a glandular secretion consisting of wax, ...  
*Encyclopedia of Entomology* (2008)  
[Get Access](#)

**Reference Work Entry**  
**Test**  
*Encyclopedia of Microfluidics and Nanofluidics* (2008)  
[Get Access](#)

**Chapter**  
**Test**  
 Der **Test** umfasst 40 Aufgaben mit je fünf Alternativen, ...  
 Prof. Dr. Warner Kirsch, Dr. Manfred Michael... in *Entscheidungsprozesse in Frage und Antwort* (1973)  
[Look Inside](#) [Get Access](#)

**Refine Your Search**

**Content Type**

Article	1,854,337
Chapter	781,007
Reference Work Entry	22,198
Protocol	20,042
Book	995
Journal	5
Book Series	1

**Discipline** [see all](#)

Medicine	795,900
Life Sciences	635,627
Biomedical Sciences	500,961
Chemistry	354,308
Computer Science	350,381

**Subdiscipline** [see all](#)

Internal	290,907
Biochemistry & Biophysics	218,870
Plant Sciences	175,772
Ecology	147,872
Oncology	139,039

## Accessing Journal Content

You can identify the correct result by the following:

- The word “Journal” will appear above the title.
- Where available an image of the journal cover will be displayed.

Click on the journal name to be taken to the journal’s home page.



**2,678,185** Result(s) for 'test'

Sort By: Relevance | Date Published | Page 1 of 133,910

Journal  
**TEST**  
Volume 1 / 1992 - Volume 22 / 2013

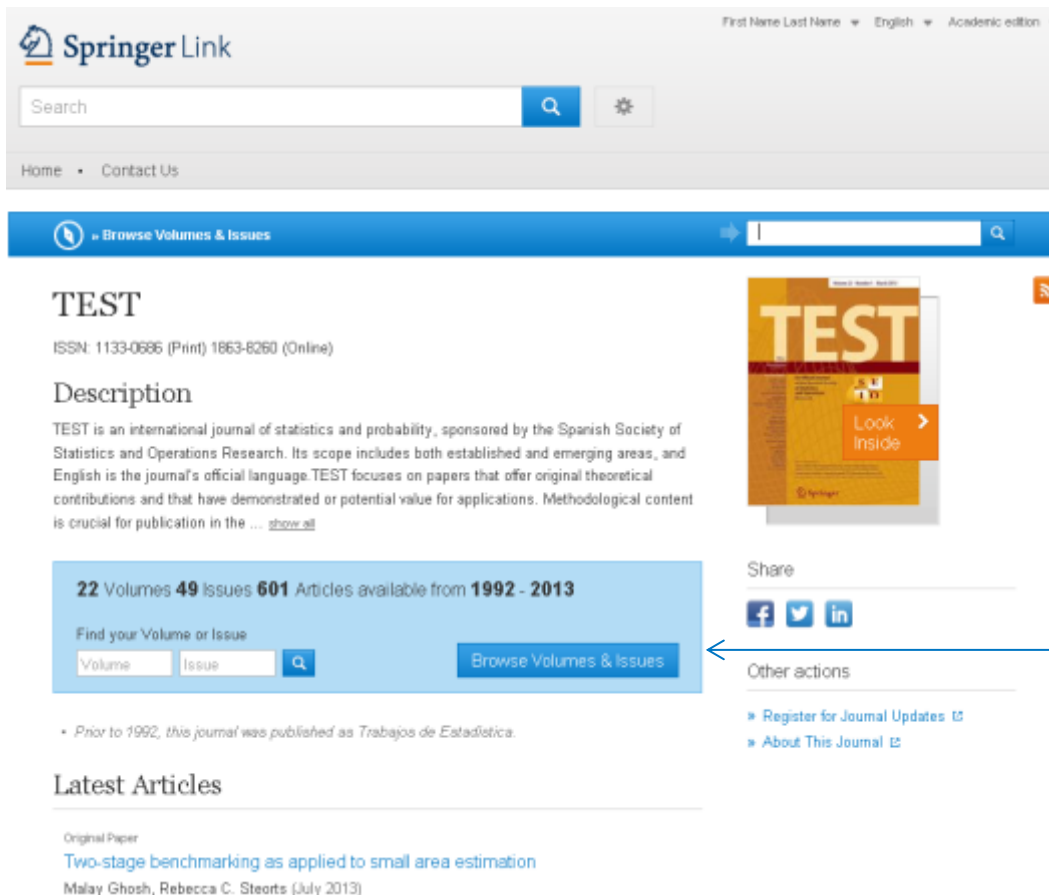
Reference Work Entry

**Test**

The covering of scale insects (Homiptera: various families). The **test** is a glandular secretion consisting of

## Accessing Journal Content

Now you are on the journal's homepage. Here the latest articles will always be displayed.

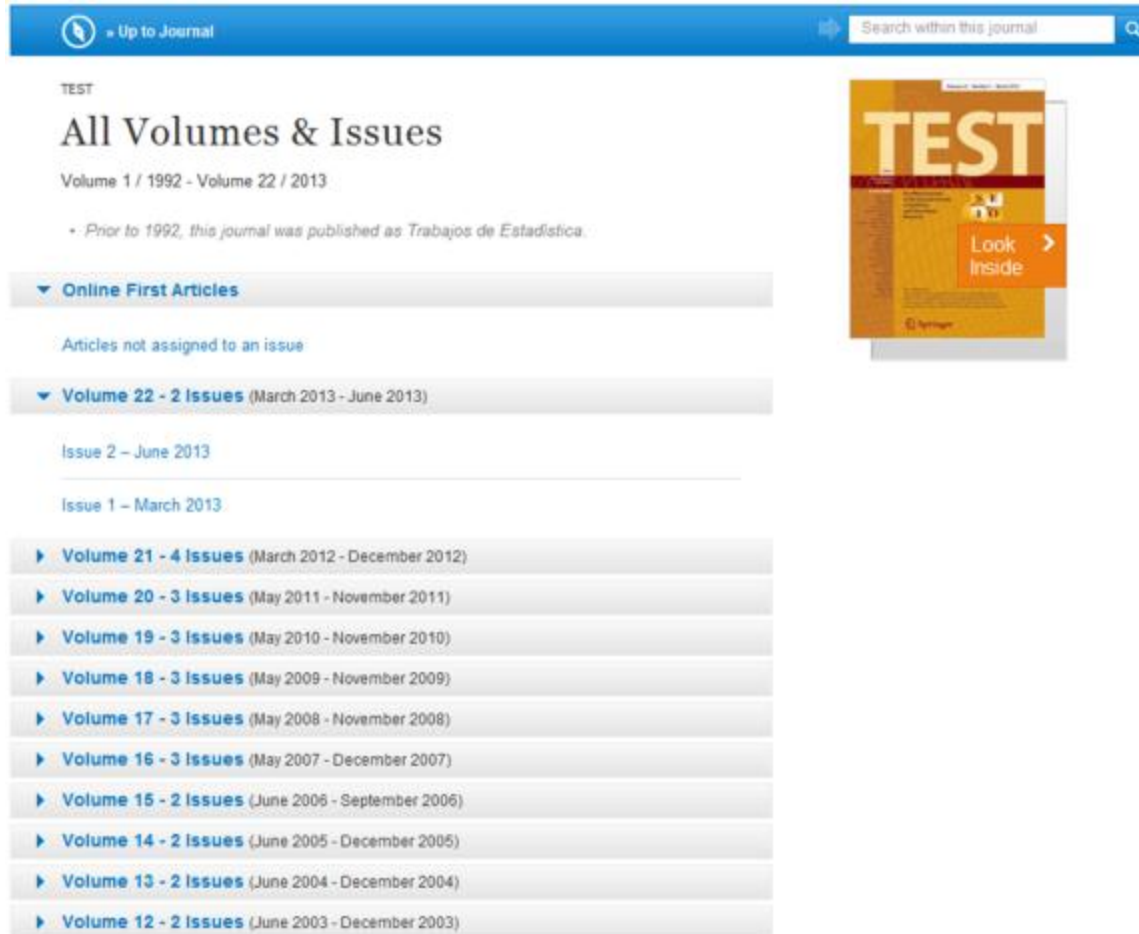


The screenshot shows the Springer Link interface for the journal TEST. At the top, there is a search bar and navigation links for Home and Contact Us. Below the search bar, there is a blue navigation bar with a magnifying glass icon and the text "Browse Volumes & Issues". The main content area features the journal title "TEST" and its ISSN: 1133-0686 (Print) 1863-6260 (Online). A "Description" section follows, stating that TEST is an international journal of statistics and probability, sponsored by the Spanish Society of Statistics and Operations Research. Below the description, a blue box displays "22 Volumes 49 Issues 601 Articles available from 1992 - 2013" and includes a search bar for "Find your Volume or Issue" with a "Browse Volumes & Issues" button. To the right of the description is a cover image of the journal with a "Look inside" button. Below the cover image are social sharing options (Facebook, Twitter, LinkedIn) and "Other actions" such as "Register for Journal Updates" and "About This Journal". At the bottom, there is a "Latest Articles" section with a link to "Two-stage benchmarking as applied to small area estimation" by Malay Ghosh and Rebecca C. Steorts (July 2013).

To see all the available articles (including all back issues) click on "All Volume & Issues".

## Accessing Journal Content

Now you will see the whole content of the journal and you can make your own selection.



The screenshot displays the Springer journal page for 'TEST'. At the top, there is a blue navigation bar with a home icon and the text 'Up to Journal', and a search bar on the right. Below the navigation bar, the journal title 'TEST' is prominently displayed, followed by 'All Volumes & Issues' and the range 'Volume 1 / 1992 - Volume 22 / 2013'. A note indicates that prior to 1992, the journal was published as 'Trabajos de Estadística'. The page features a list of volume and issue information, with the most recent issues expanded. To the right of the text, there is a 3D-style image of the journal cover for 'TEST' with a 'Look Inside' button.

Up to Journal Search within this journal

TEST

### All Volumes & Issues

Volume 1 / 1992 - Volume 22 / 2013

• Prior to 1992, this journal was published as *Trabajos de Estadística*.

▼ Online First Articles

Articles not assigned to an issue

▼ Volume 22 - 2 Issues (March 2013 - June 2013)

Issue 2 - June 2013

Issue 1 - March 2013

▶ Volume 21 - 4 Issues (March 2012 - December 2012)

▶ Volume 20 - 3 Issues (May 2011 - November 2011)

▶ Volume 19 - 3 Issues (May 2010 - November 2010)

▶ Volume 18 - 3 Issues (May 2009 - November 2009)

▶ Volume 17 - 3 Issues (May 2008 - November 2008)

▶ Volume 16 - 3 Issues (May 2007 - December 2007)

▶ Volume 15 - 2 Issues (June 2006 - September 2006)

▶ Volume 14 - 2 Issues (June 2005 - December 2005)

▶ Volume 13 - 2 Issues (June 2004 - December 2004)

▶ Volume 12 - 2 Issues (June 2003 - December 2003)

Look Inside